

Scaled data based on original data using
LM-79-08 Approved Method: Electrical and Photometric Measurements of Solid-
State Lighting Products

Test Report Prepared for
Cooper Lighting Solutions
(formerly Eaton)

Brand: INVUE

Report Number: P141109

Luminaire Tested: **EMM-E02-LED-E1-SL3-7030**

Issue Date: 03/03/2020

Test Information

Test Method: LM-79-08
Report Number: P141109
REPORT IS SCALED FROM IESNA LM-79-08 TEST DATA (P33691)
Test Lab: INNOVATION CENTER-P3
Issue Date: 03/03/2020
Manufacturer: COOPER LIGHTING SOLUTIONS (FORMERLY EATON)
Product Line: INVUE
Catalog Number: EMM-E02-LED-E1-SL3-7030
Description: EPIC MODERN MEDIUM DECORATIVE LED LUMINAIRE
(2) LIGHTBARS WITH AccuLED OPTICS - TYPE 3 W/ SPILL LIGHT CONTROL
Light Source: (42) 3000K CCT, 70 CRI LEDs
Ballast/Driver: -

Summary

Lumens per Lamp: N/A
Luminaire Lumens: 5286.2 lumens
Efficiency: N/A
Efficacy: 101.5 lumens/watt
Luminous Opening: Rectangular (W 0.33' x L: 1' x H: 0')
IES Classification: Type III - Short - Semi-Cutoff
BUG Rating: B1 - U0 - G2

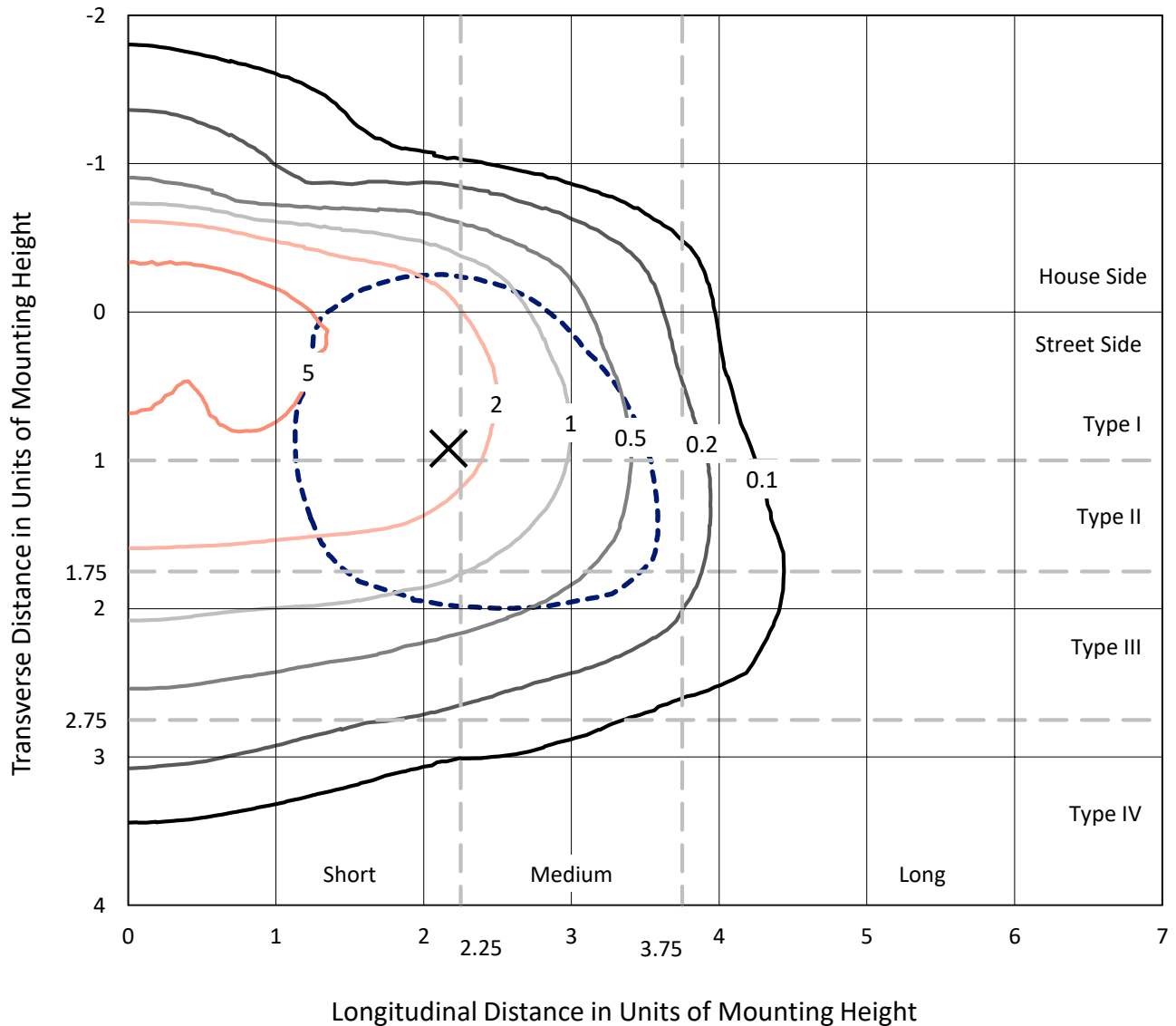
Input Watts (W): 52.1
Input Voltage (V): NR
Input Current (Ain): NR
Voltage Rise (V): NR
Power Factor: NR
Total Harmonic Distortion (THDi): NR
Frequency (hertz): 60
Stabilization Time: NR
Operation Time: NR
Ambient Temperature (°C): NR
Test Distance: 25 FT



REPORT NUMBER: P141109
 CATALOG NUMBER: EMM-E02-LED-E1-SL3-7030

Iso-Footcandle Lines of Horizontal Illumination

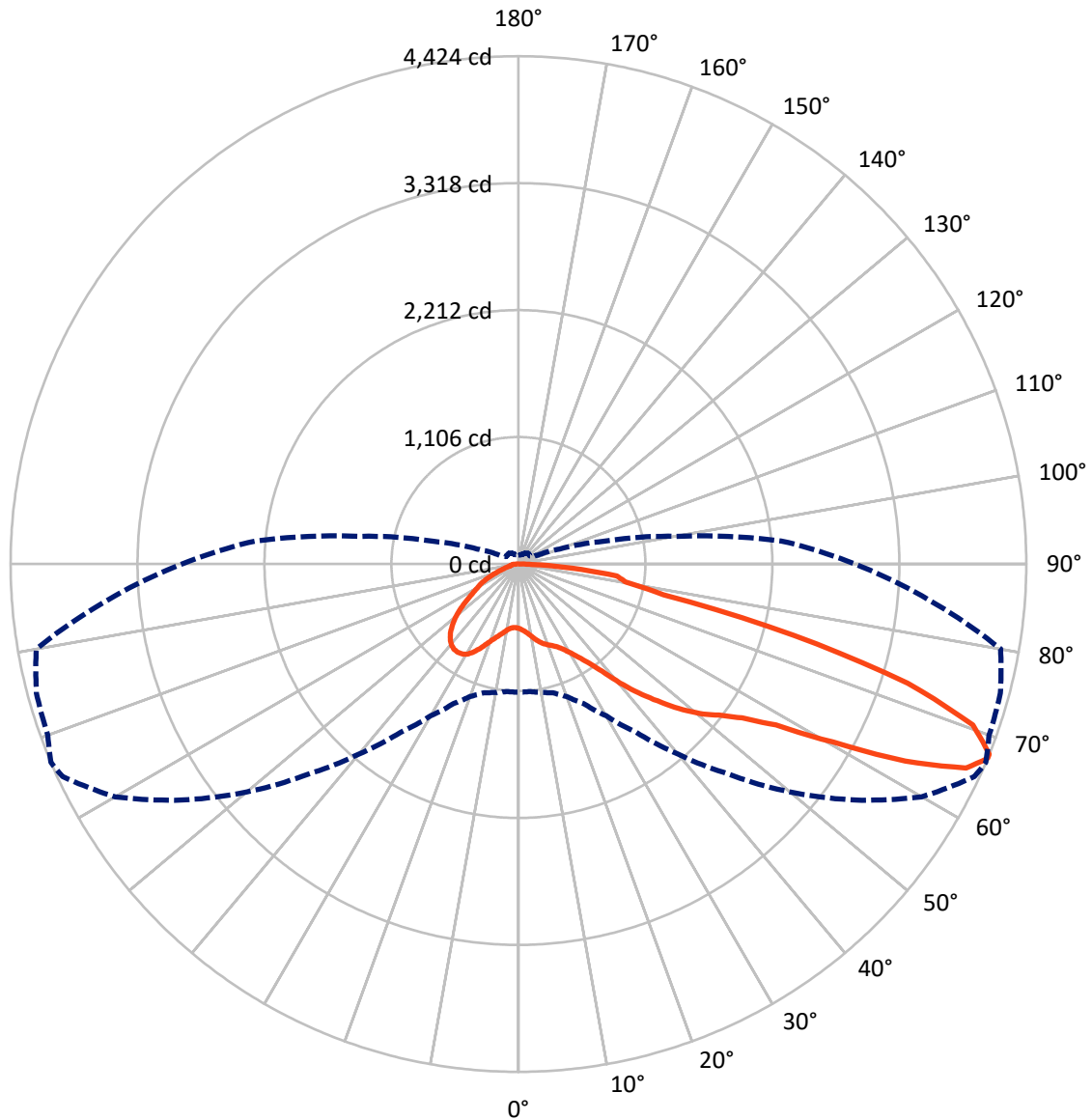
× Max cd
 - - - 1/2 Max cd



Based on 10 foot mounting height. Maximum calculated value = 7.4 fc
 Type III - Short - Semi-Cutoff

REPORT NUMBER: P141109
CATALOG NUMBER: EMM-E02-LED-E1-SL3-7030

Luminous Intensity Polar Plot



— Vertical Plane Through 67-Deg Lateral - - - Horizontal Cone Through 67-Deg Vertical

REPORT NUMBER: P141109

CATALOG NUMBER: EMM-E02-LED-E1-SL3-7030

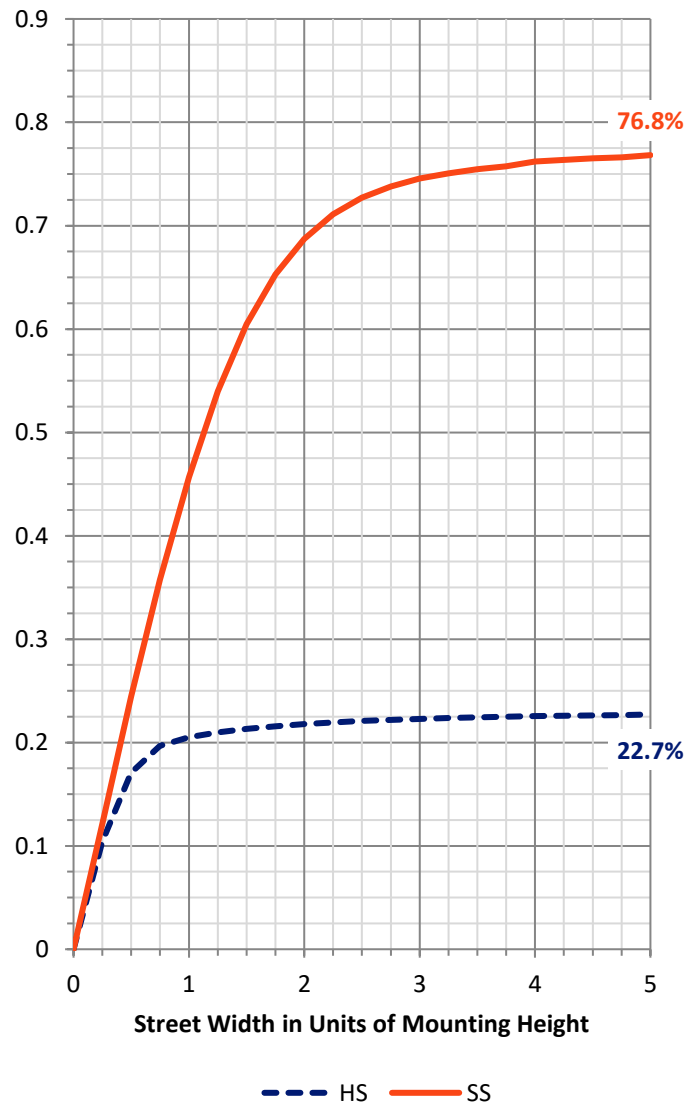
FLUX DISTRIBUTION:

		Downward	Upward	Total
House Side	Lumens	1216.1	0.0	1216.1
	% Fixture	23.0	0.0	23.0
Street Side	Lumens	4070.1	0.0	4070.1
	% Fixture	77.0	0.0	77.0
Total	Lumens	5286.2	0.0	5286.2
	% Fixture	100.0	0.0	100.0

Coefficient of Utilization

ZONAL LUMENS:

Zone	Lumens	% Fixture
0°-10°	56.2	1.1
10°-20°	194.4	3.7
20°-30°	346.0	6.5
30°-40°	497.4	9.4
40°-50°	758.1	14.3
50°-60°	1107.4	20.9
60°-70°	1492.2	28.2
70°-80°	732.6	13.9
80°-90°	101.9	1.9
90°-100°	0.0	0.0
100°-110°	0.0	0.0
110°-120°	0.0	0.0
120°-130°	0.0	0.0
130°-140°	0.0	0.0
140°-150°	0.0	0.0
150°-160°	0.0	0.0
160°-170°	0.0	0.0
170°-180°	0.0	0.0
0°-90°	5286.2	100.0
0°-180°	5286.2	100.0



REPORT NUMBER: P141109

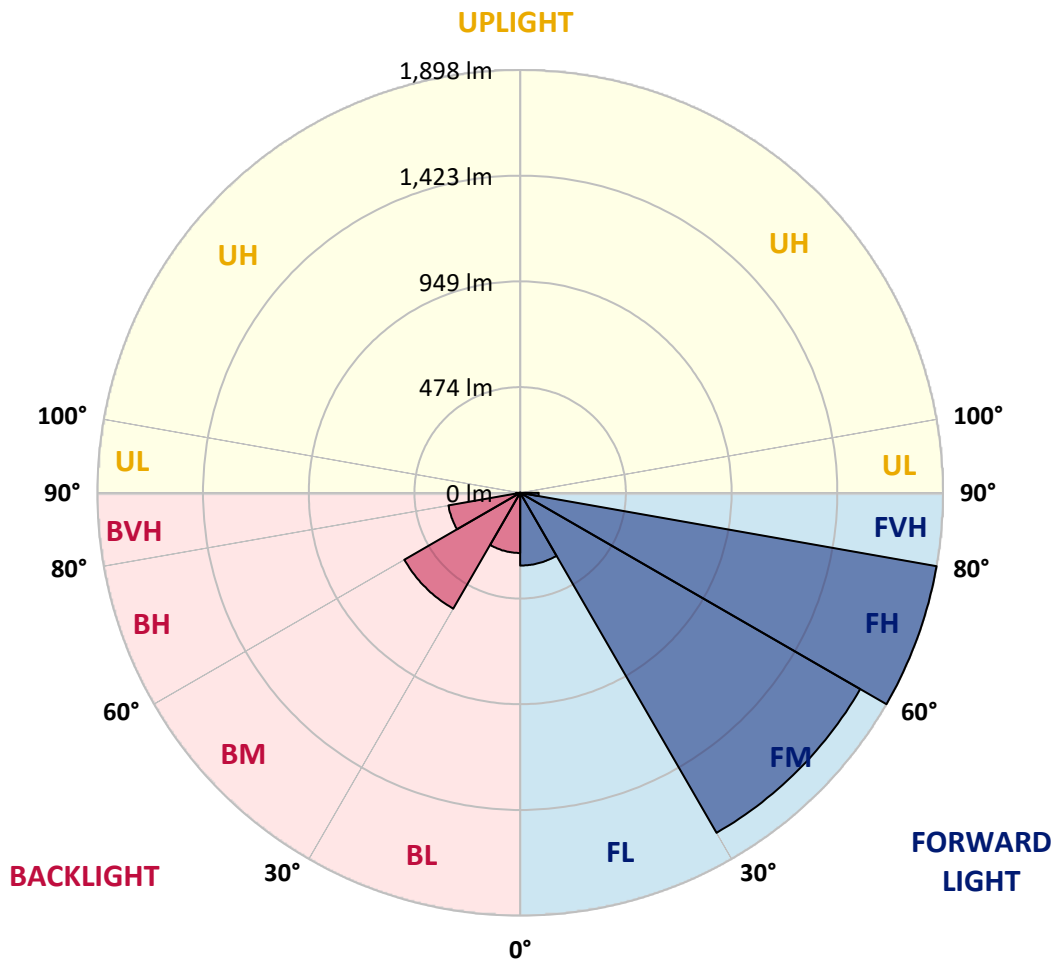
CATALOG NUMBER: EMM-E02-LED-E1-SL3-7030

LUMINAIRE CLASSIFICATION SYSTEM LUMEN TABLE AND BUG RATING:

Zone		Lumens	% Fixture	Zone Rating/Lumen Limit		
				B	U	G
FL	(0°-30°)	326.5	6.2			
FM	(30°-60°)	1762.3	33.3			
FH	(60°-80°)	1897.8	35.9			G2/5000
FVH	(80°-90°)	83.5	1.6			G1/100
BL	(0°-30°)	270.1	5.1	B1/500		
BM	(30°-60°)	600.7	11.4	B1/1000		
BH	(60°-80°)	327.0	6.2	B1/500		G1/500
BVH	(80°-90°)	18.4	0.3			G1/100
UL	(90°-100°)	0.0	0.0		U0/0	
UH	(100°-180°)	0.0	0.0		U0/0	

BUG Rating: B1-U0-G2

Type III Short





REPORT NUMBER: P141109

CATALOG NUMBER: EMM-E02-LED-E1-SL3-7030

CANDELA DISTRIBUTION (FULL):

	0°	5°	10°	15°	20°	25°	30°	35°	40°	45°	50°
0°	560.8	560.8	560.8	560.8	560.8	560.8	560.8	560.8	560.8	560.8	560.8
2.5°	590.0	587.0	589.4	588.8	587.0	584.5	585.8	583.9	582.7	580.9	579.1
5°	628.4	626.6	625.3	623.5	622.3	620.5	619.3	616.2	611.9	608.9	606.5
7.5°	666.1	665.5	663.7	661.3	656.4	655.2	650.9	647.9	644.2	638.1	633.3
10°	710.6	710.0	706.9	703.3	697.8	692.3	687.4	680.1	672.8	667.4	663.1
12.5°	764.2	761.1	755.0	750.2	744.1	735.6	727.6	719.1	708.8	700.2	695.4
15°	817.8	814.1	809.2	802.5	793.4	781.8	770.3	757.5	741.6	730.7	724.0
17.5°	861.6	859.2	853.7	844.5	835.4	821.4	806.2	788.5	769.0	752.6	742.2
20°	893.3	890.8	882.3	871.3	859.2	843.3	826.9	807.4	784.3	764.2	752.6
22.5°	906.7	903.0	893.3	878.6	862.2	842.7	825.1	808.6	787.3	772.1	759.9
25°	910.9	906.7	893.9	875.6	854.3	829.3	809.2	796.4	783.7	778.2	773.9
27.5°	908.5	904.8	890.8	868.3	839.7	810.4	789.1	780.0	780.6	791.0	795.8
30°	900.0	895.7	882.9	857.9	827.5	795.8	777.0	773.9	787.9	814.1	833.6
32.5°	885.9	882.9	872.6	851.2	823.8	796.4	783.0	789.7	814.1	854.9	888.4
35°	882.3	881.7	876.8	865.2	845.2	827.5	822.0	840.9	881.1	937.1	979.7
37.5°	881.7	884.7	887.2	887.2	882.9	881.7	898.1	924.3	984.0	1054.0	1123.4
40°	893.9	899.3	911.5	927.4	942.6	964.5	998.0	1047.3	1109.4	1194.7	1281.1
42.5°	931.6	943.8	964.5	991.9	1031.5	1072.3	1126.5	1188.0	1267.7	1353.6	1439.4
45°	1005.3	1023.0	1038.2	1081.4	1133.8	1181.9	1252.5	1333.5	1421.2	1528.9	1621.5
47.5°	1102.7	1115.5	1147.2	1192.8	1256.8	1325.6	1393.8	1464.4	1569.7	1682.4	1794.4
50°	1200.1	1209.9	1243.4	1297.0	1381.0	1456.5	1534.4	1604.5	1695.2	1814.5	1924.1
52.5°	1272.6	1286.0	1315.2	1367.6	1462.0	1547.8	1636.7	1714.1	1816.3	1923.5	2038.0
55°	1322.5	1331.1	1357.8	1409.0	1497.9	1595.9	1696.4	1791.4	1913.2	2034.3	2148.2
57.5°	1330.4	1339.0	1363.3	1408.4	1494.9	1597.8	1712.8	1829.1	1976.5	2136.6	2285.8
60°	1321.3	1328.0	1349.3	1386.5	1468.1	1580.7	1717.7	1863.8	2045.3	2251.7	2464.8
62.5°	1280.5	1287.2	1306.7	1337.1	1409.6	1531.4	1703.1	1915.0	2143.3	2402.7	2715.1
65°	1203.8	1208.1	1226.3	1250.7	1323.7	1447.4	1636.7	1904.6	2220.7	2573.8	2978.1
67°	1116.7	1114.9	1135.6	1160.0	1226.9	1340.8	1525.9	1789.6	2159.2	2587.2	3088.3
67.5°	1089.9	1094.8	1114.9	1131.9	1197.1	1307.3	1484.5	1745.1	2106.8	2556.8	3086.5
70°	900.0	909.1	920.0	931.0	988.2	1069.2	1199.5	1451.6	1743.9	2170.1	2802.2
72.5°	617.4	599.2	607.1	603.4	621.1	672.2	763.0	984.6	1216.6	1583.1	2080.0
75°	313.0	333.1	330.6	345.9	370.8	403.1	445.1	527.9	710.0	925.5	1287.2
77.5°	175.4	170.5	187.5	191.2	205.8	239.9	314.2	423.2	506.6	594.9	727.6
80°	79.8	88.3	93.8	85.2	88.3	95.6	124.2	194.8	327.6	498.7	573.6
82.5°	44.4	47.5	55.4	56.0	58.5	60.3	65.2	75.5	101.7	205.8	404.9
85°	28.0	29.2	37.1	40.8	42.6	42.6	42.6	45.1	51.8	60.9	104.7
87.5°	10.4	11.0	17.0	22.5	23.1	21.9	20.7	23.7	21.9	22.5	34.1
90°	0.0	0.0	0.0	0.0	0.0	0.0	0.0	0.0	0.0	0.0	0.0



REPORT NUMBER: P141109

CATALOG NUMBER: EMM-E02-LED-E1-SL3-7030

CANDELA DISTRIBUTION (continued):

	55°	60°	65°	67°	70°	75°	80°	85°	90°	95°	100°
0°	560.8	560.8	560.8	560.8	560.8	560.8	560.8	560.8	560.8	560.8	560.8
2.5°	577.8	575.4	573.0	572.4	570.5	569.3	566.3	563.8	561.4	559.6	557.8
5°	601.0	596.1	591.9	590.0	587.6	584.5	578.5	574.2	570.5	566.9	563.2
7.5°	627.2	621.1	615.0	612.6	608.9	603.4	596.7	591.9	585.8	580.3	575.4
10°	656.4	649.7	644.8	642.4	639.3	631.4	627.2	618.6	611.9	604.6	598.5
12.5°	688.1	685.0	678.3	675.9	672.8	667.4	661.3	654.0	645.4	637.5	630.2
15°	716.7	711.8	707.5	706.9	705.1	702.1	694.1	686.2	678.9	668.6	662.5
17.5°	734.3	732.5	731.9	731.3	730.1	728.2	724.6	716.1	709.4	700.8	692.3
20°	745.3	747.1	750.2	752.6	753.8	755.0	753.2	744.7	738.0	730.7	723.4
22.5°	756.9	761.7	769.6	773.3	777.6	783.7	782.4	777.0	773.3	764.8	759.3
25°	773.3	783.0	796.4	801.3	809.2	817.1	819.0	815.9	812.3	806.2	806.2
27.5°	801.3	815.3	833.0	843.3	851.2	862.2	865.9	864.0	864.6	861.0	869.5
30°	845.2	864.6	888.4	899.3	909.1	921.9	924.3	928.0	925.5	932.2	942.6
32.5°	911.5	935.9	960.2	970.6	979.1	992.5	1000.4	998.0	1006.5	1010.8	1025.4
35°	1013.8	1038.2	1057.1	1058.9	1068.6	1075.9	1083.2	1080.8	1103.9	1113.1	1121.0
37.5°	1155.1	1175.8	1187.4	1183.1	1171.5	1185.5	1195.3	1209.9	1224.5	1240.9	1211.7
40°	1338.4	1371.2	1366.4	1360.3	1338.4	1341.4	1345.7	1353.6	1377.9	1372.5	1289.0
42.5°	1512.5	1546.0	1540.5	1533.8	1504.6	1489.4	1500.9	1514.9	1528.3	1476.6	1352.4
45°	1688.5	1718.9	1692.7	1701.9	1675.7	1669.0	1691.5	1699.4	1684.2	1589.2	1406.0
47.5°	1871.2	1904.0	1891.2	1882.1	1863.2	1861.4	1874.2	1886.4	1826.1	1670.8	1446.1
50°	2011.2	2059.9	2053.2	2047.7	2027.0	2024.6	2055.0	2063.6	1955.2	1757.3	1486.3
52.5°	2119.0	2182.3	2194.5	2187.2	2182.3	2183.5	2271.2	2258.4	2108.6	1862.0	1533.2
55°	2246.2	2312.0	2356.4	2365.6	2377.8	2395.4	2569.0	2550.1	2320.5	2013.0	1582.5
57.5°	2414.9	2536.7	2603.7	2645.1	2678.6	2793.0	3013.4	2941.0	2614.0	2207.9	1641.0
60°	2663.3	2905.1	3043.9	3149.2	3215.6	3415.3	3682.6	3415.9	2955.0	2441.7	1717.7
62.5°	3062.2	3456.7	3722.2	3781.9	3809.9	3999.9	4191.1	3779.4	3201.0	2596.4	1729.9
65°	3448.8	3942.0	4252.0	4286.7	4266.0	4317.1	4370.7	3790.4	3143.8	2523.3	1587.4
67°	3585.2	4056.5	4382.3	4424.3	4363.4	4346.9	4265.3	3590.7	2930.0	2299.2	1388.9
67.5°	3577.9	4043.1	4381.0	4423.7	4363.4	4337.2	4217.2	3510.3	2846.0	2244.4	1350.5
70°	3297.8	3744.7	4121.0	4200.8	4167.3	4097.9	3778.8	2973.3	2358.3	1841.3	1041.2
72.5°	2677.3	3160.2	3458.6	3546.8	3570.6	3392.2	2814.3	2081.2	1700.0	1315.8	755.0
75°	1797.5	2277.3	2521.5	2477.0	2332.7	2028.9	1485.7	1097.8	931.6	765.4	467.0
77.5°	1019.3	1389.5	1370.6	1293.9	1172.1	867.7	421.4	228.3	218.0	254.5	197.9
80°	680.8	856.7	915.2	945.0	938.3	641.8	174.1	88.3	76.1	76.1	74.9
82.5°	568.1	740.4	838.5	864.6	805.6	487.7	104.1	57.8	46.3	51.8	57.8
85°	239.3	373.3	493.8	474.9	377.5	190.0	53.0	30.4	30.4	40.2	50.5
87.5°	57.8	85.9	121.2	117.5	94.4	43.8	26.8	18.9	18.9	31.1	43.8
90°	0.0	0.0	0.0	0.0	0.0	0.0	0.0	0.0	0.0	0.0	0.0



REPORT NUMBER: P141109

CATALOG NUMBER: EMM-E02-LED-E1-SL3-7030

CANDELA DISTRIBUTION (continued):

	105°	110°	115°	120°	125°	130°	135°	140°	145°	150°	155°
0°	560.8	560.8	560.8	560.8	560.8	560.8	560.8	560.8	560.8	560.8	560.8
2.5°	557.1	554.7	554.7	552.3	551.1	549.8	549.2	549.8	548.0	546.2	546.8
5°	560.2	556.5	554.7	550.4	548.0	545.6	543.7	543.1	540.1	538.3	538.3
7.5°	570.5	565.7	562.0	557.1	552.3	548.6	545.6	543.7	539.5	536.4	535.8
10°	591.9	585.2	579.7	572.4	565.7	560.8	555.3	552.3	547.4	544.4	543.1
12.5°	623.5	613.8	605.2	594.3	586.4	579.1	576.0	571.1	569.3	567.5	568.1
15°	653.3	641.8	633.9	625.3	616.2	611.9	605.9	605.2	605.9	602.8	602.8
17.5°	683.8	674.7	665.5	662.5	654.0	650.9	646.7	644.2	638.7	633.3	626.6
20°	715.5	710.6	706.9	703.3	701.5	694.1	683.2	670.4	652.7	636.9	623.5
22.5°	756.3	753.2	753.8	750.8	741.0	722.8	697.8	671.0	642.4	616.8	596.7
25°	808.0	811.1	807.4	792.2	764.2	727.0	688.7	650.9	613.2	582.7	555.3
27.5°	873.8	871.3	854.3	815.3	767.2	714.2	664.9	619.9	574.8	539.5	505.4
30°	945.6	928.0	883.5	822.6	755.0	691.1	630.2	577.8	525.5	484.1	445.7
32.5°	1018.1	967.5	895.7	814.1	733.7	658.2	590.0	528.5	468.2	422.0	377.5
35°	1072.9	991.9	893.9	795.8	701.5	615.0	535.8	459.7	389.7	334.3	289.2
37.5°	1123.4	1005.3	881.7	767.8	657.0	557.8	459.1	376.9	306.3	250.9	211.9
40°	1154.5	1004.1	857.9	721.5	595.5	473.7	366.6	281.9	219.8	179.0	157.7
42.5°	1172.7	991.3	817.1	660.0	510.9	379.3	270.4	194.2	156.5	138.8	129.1
45°	1181.9	963.9	766.6	577.8	408.6	271.0	186.3	140.0	124.8	120.0	117.5
47.5°	1176.4	925.5	694.1	485.3	304.5	185.7	133.3	118.1	113.3	110.8	110.2
50°	1163.6	875.6	618.0	384.8	216.2	133.3	112.0	107.8	105.9	105.3	104.1
52.5°	1145.3	816.5	531.0	298.4	153.4	110.8	104.7	102.9	101.7	99.9	99.3
55°	1114.9	743.5	442.1	219.8	123.0	104.7	101.7	101.1	98.6	96.8	95.6
57.5°	1078.4	665.5	358.0	172.3	113.3	102.3	100.5	99.9	97.4	95.0	92.6
60°	1060.1	610.7	294.7	149.2	111.4	103.5	102.3	101.1	98.0	94.4	91.3
62.5°	1015.0	551.7	253.9	141.9	113.9	107.8	107.2	104.7	100.5	96.8	91.9
65°	898.7	468.2	216.2	134.6	117.5	114.5	115.7	112.6	107.8	101.7	93.8
67°	759.3	380.6	182.7	129.1	121.8	123.6	125.4	123.6	115.7	106.6	96.2
67.5°	721.5	354.4	173.5	127.3	123.0	125.4	128.5	126.7	118.1	107.8	97.4
70°	542.5	253.9	137.6	120.6	127.3	134.0	140.0	139.4	130.9	118.1	101.7
72.5°	375.1	173.5	111.4	112.6	123.6	135.8	143.7	147.4	138.8	123.6	104.1
75°	225.9	110.8	93.8	101.7	112.6	124.8	137.6	138.8	129.1	113.9	97.4
77.5°	110.8	79.8	77.3	80.4	90.7	101.1	106.6	99.9	93.8	83.4	77.3
80°	67.0	62.7	61.5	68.2	74.3	72.5	68.2	62.7	59.7	57.2	54.8
82.5°	56.0	56.6	57.8	59.1	57.8	51.1	43.8	40.2	37.8	37.8	38.4
85°	57.2	58.5	53.6	49.3	43.8	36.5	29.8	25.6	26.2	26.8	26.8
87.5°	44.4	42.6	37.8	31.1	25.0	18.3	14.6	12.2	13.4	12.8	14.0
90°	0.0	0.0	0.0	0.0	0.0	0.0	0.0	0.0	0.0	0.0	0.0



REPORT NUMBER: P141109

CATALOG NUMBER: EMM-E02-LED-E1-SL3-7030

CANDELA DISTRIBUTION (continued):

	160°	165°	170°	175°	180°
0°	560.8	560.8	560.8	560.8	560.8
2.5°	546.8	546.2	546.8	546.8	547.4
5°	537.0	535.8	535.8	536.4	536.4
7.5°	534.6	533.4	533.4	534.0	533.4
10°	543.1	542.5	543.7	543.1	543.1
12.5°	568.7	568.7	571.1	572.4	571.1
15°	603.4	602.2	604.0	604.6	605.2
17.5°	622.9	617.4	615.6	616.8	614.4
20°	611.9	602.8	599.2	598.5	594.3
22.5°	580.9	567.5	562.0	559.6	554.7
25°	537.0	521.2	513.9	507.8	504.8
27.5°	484.7	465.2	454.8	450.0	448.2
30°	418.9	400.0	384.8	376.9	374.5
32.5°	345.9	318.5	302.6	292.9	286.2
35°	258.2	232.0	220.4	213.1	204.6
37.5°	187.5	171.7	162.0	157.1	155.3
40°	144.9	137.0	132.1	131.5	130.9
42.5°	125.4	121.8	121.2	120.0	118.7
45°	115.7	114.5	115.1	113.3	112.0
47.5°	109.0	108.4	108.4	107.2	106.6
50°	103.5	103.5	102.9	102.3	102.3
52.5°	98.6	99.3	99.3	98.0	98.0
55°	94.4	94.4	95.0	94.4	94.4
57.5°	91.3	90.7	91.3	91.3	91.3
60°	89.5	88.3	87.7	88.3	88.3
62.5°	87.7	85.9	85.2	85.2	85.9
65°	87.7	84.6	83.4	83.4	82.8
67°	88.3	83.4	81.0	79.8	79.2
67.5°	88.3	82.8	79.8	79.2	78.5
70°	88.3	80.4	76.1	73.1	73.1
72.5°	87.7	77.9	71.2	68.2	67.0
75°	83.4	73.7	67.6	63.9	62.7
77.5°	70.0	63.9	60.9	57.8	57.2
80°	53.0	49.9	47.5	40.8	37.8
82.5°	37.8	35.9	31.7	29.2	27.4
85°	26.8	25.0	23.1	20.7	20.7
87.5°	14.6	14.0	13.4	12.2	11.0
90°	0.0	0.0	0.0	0.0	0.0

(END OF REPORT)